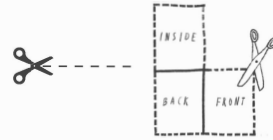
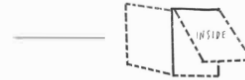


INSTRUCTIONS

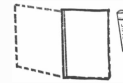
STEP 1. CUT ALONG THE DOTTED LINE



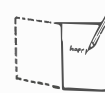
STEP 2. FOLD ALONG THE SOLID LINE




STEP 3. GLUE INSIDE FOLD TO THE BACK



STEP 4. WRITE A MESSAGE TO A MOM



4AA7-7461ENW, May 2020



Q



Q