

HP Protect and Trace with Wolf Connect¹

Maximize PC fleet utility. Prevent data loss.

Solution overview

Today's hybrid work world has made managing and securing a fleet of PCs harder than ever. HP Protect and Trace with Wolf Connect helps by allowing IT to manage and protect remote PCs, even when disconnected from the Internet or powered down.

The ability to interact with offline or powered-down PCs helps organizations better manage their fleet, gain tighter control of their data, and improve user experience.

How it works

HP Protect and Trace with Wolf Connect uses cellular technology that provides global coverage through a unique HP service, allowing IT to find, lock and erase PCs around the world.^{1,3}



Locate a PC in real time



Lock a PC to prevent unauthorized access



Erase a PC's primary disk to keep data safe



Delivering value in three key areas

Risk management

- Protect Data
- Reduce PC losses

IT operations

- Efficiently manage PC fleet
- Reduce tickets and PC remediations

User experience

- Quickly locate lost PC
- Reduce stress and anxiety

The HP Difference: Wolf Connect

The Problem

Virtually all PC management offerings will NOT work if the PC is powered down, disconnected from the Internet, or unable to boot the Operating System







The Solution

Using low-bandwidth, low-power cellular technology and unique HP PC hardware, Wolf Connect provides a highly resilient³ remote connection to PCs even if disconnected from the Internet or powered down.

THE FUTURE IS BRIGHT

HP's vision is to leverage Wolf Connect to support multiple capabilities over time, making HP PCs even easier to manage. Equipping HP PCs with Wolf Connect during procurement will ensure you can be ready to take advantage of new capabilities that will leverage this game-changing approach to PC fleet management.

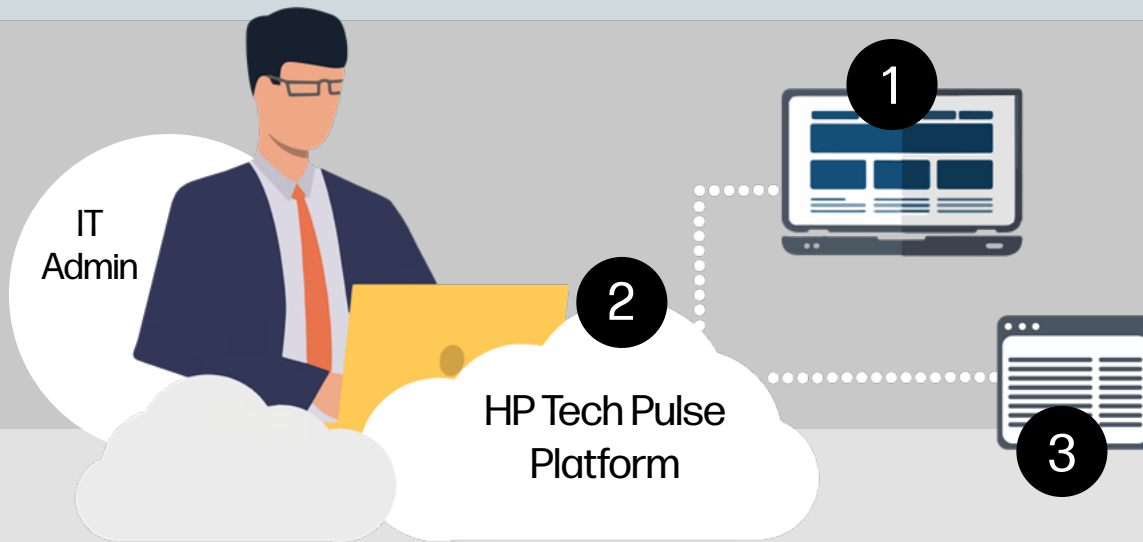
Driving business outcomes across Finance, Operations and Security

 <p>ASSET MANAGEMENT</p> <p>Maintain tighter control over PC fleet to decrease cost, including for temporary staff</p>	 <p>DATA SECURITY</p> <p>Secure data from unauthorized access</p>	 <p>FINANCIAL RISK MANAGEMENT</p> <p>Decrease risk of equipment loss for as a service or leasing</p>
 <p>FIND MY PC</p> <p>Assist users whose PC has been lost or stolen</p>	 <p>DEVICE LIFECYCLE SUSTAINABILITY</p> <p>Manage devices from deployment to retirement, re-issue or recycle</p>	 <p>AUDIT & COMPLIANCE</p> <p>Efficiently satisfy data and asset management controls</p>

Solution architecture

Protect & Trace with Wolf Connect architecture includes 3 components:

- 1** Supported HP PC⁴
with included cellular radio and subscription
- 2** HP Tech Pulse
for centralized management
- 3** Approver application
for secure approval of sensitive Lock & Erase commands



Unified Management

Protect & Trace with Wolf Connect shares the HP Tech Pulse with ActiveCare and Proactive Insights⁵, providing a single console for unified fleet management.

Advanced Security measure

The included Approver application provides enhanced security and separation of duties. Lock and Erase commands are requested by the IT Administrator, but must be approved by one or more approver staff. Advanced threshold cryptography is used for added protection. By splitting responsibilities and key material across multiple devices and staff, the risk of accidental or malicious compromise is vastly reduced.

Licensing options

HP Protect and Trace with Wolf Connect must be purchased at the point of sale on select HP commercial G10 and higher laptops and mobile workstation devices.⁴ The offering supports two cellular radio options, one of which occupies the M.2 slot:

- 01** WWAN - Mobile broadband card that supports Wolf Connect during its subscription term. Internet service for devices with 4G LTE and 5G modules is not included and must be purchased separately.
- 02** MNB - Lower cost mobile narrowband card supports Wolf Connect during its subscription term.²

HP Protect and Trace with Wolf Connect includes a subscription for a unique HP cellular service providing global cellular coverage.³

A PC fleet with a mix of both cellular card options is supported.

Visit the following links to learn more about additional [Technical Requirements](#), [Countries Supported](#), supported [HP Platforms](#), and the [Terms of Service](#).

1. HP Protect & Trace with Wolf Connect requires a) customer activation by registering for the Workforce Experience platform at <https://admin.hp.com>. Internet access required; and b) downloading of the HP Insights Agent for Windows at <https://admin.hp.com/software>. The agent collects telemetry and analytics around devices and applications that integrate into the Workforce Experience platform. Internet access with connection to the Workforce Experience platform is required. HP follows stringent GDPR privacy regulations, and the platform is ISO27001, ISO27701, ISO27017 and SOC2 Type2 certified for Information Security.
 2. Products with only an MNB card support Wolf Connect service through the subscription term, but do not support mobile broadband use.
 3. Wolf Connect Service not available in all countries. Other restrictions and limitations apply, please see <https://www.hpwolf.com/en/legal/ptwc/countries> or complete details and requirements
 4. For a list of platform SKUs available with HP Protect & Trace with Wolf Connect, see <https://www.hpwolf.com/en/legal/ptwc/platforms>.
 5. Active Care and Proactive Insights Services are sold separately.