

shape pop-up book

G

© www.babbledabbledo.com

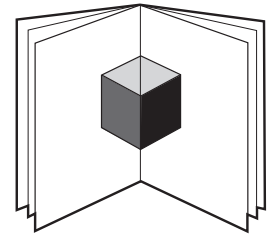
A

instructions:

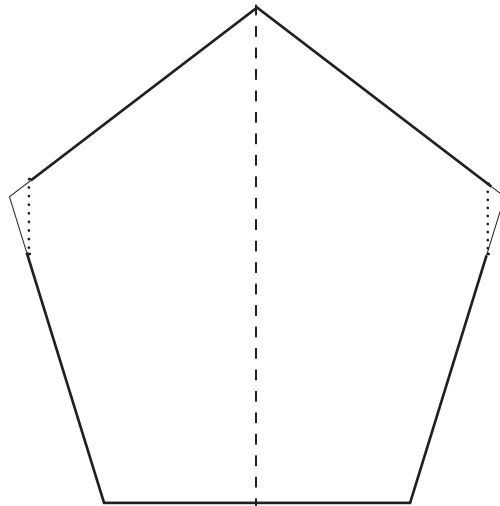
1. Color shapes and pages as desired. The first two shapes are colored for you!
2. Cut out pages along thick solid lines.
3. Fold each page along dashed line.
4. Cut out shape along bold solid line. Do not cut light solid lines. Unfold.
5. Gently fold shape edges along dotted lines.
6. To make the shape "pop" fold the page IN along dashed lines and OUT along dotted lines.
7. To assemble the book glue the backs of the pages labeled "A" together. Repeat with the pages labeled B etc. ending with the back cover "G" glued to the last shape page.

what is geometry?

Geometry is the branch of math that studies points, angles, lines, shapes, and solids. In this activity you will learn the basic geometric shapes, their names, and the number of sides each shape has.



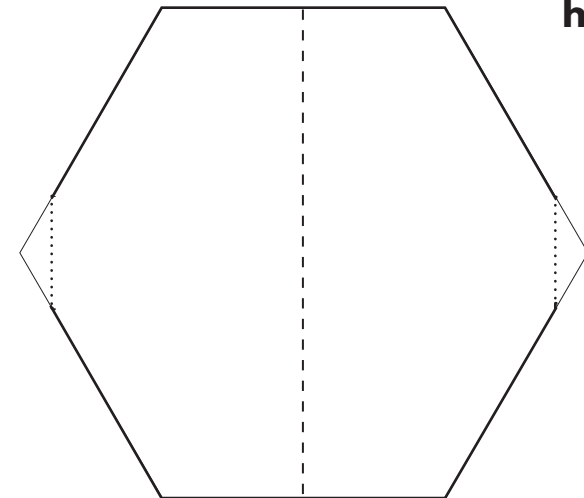
pentagon
5 sides



E

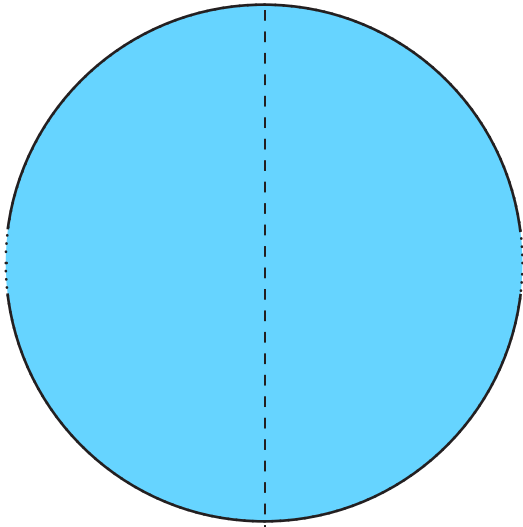
F

hexagon
6 sides



F

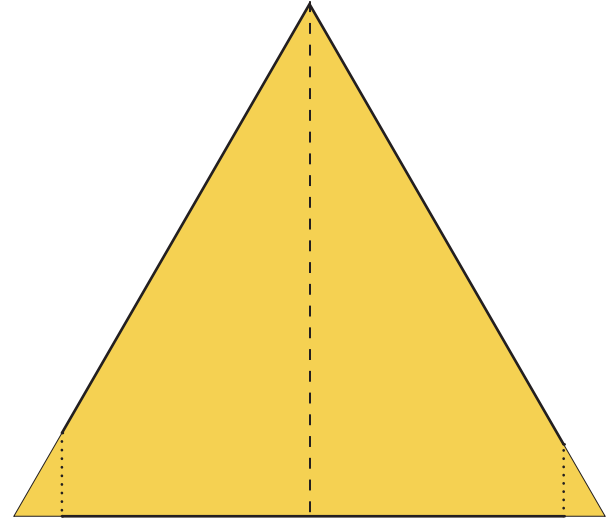
G



circle
continuous

A

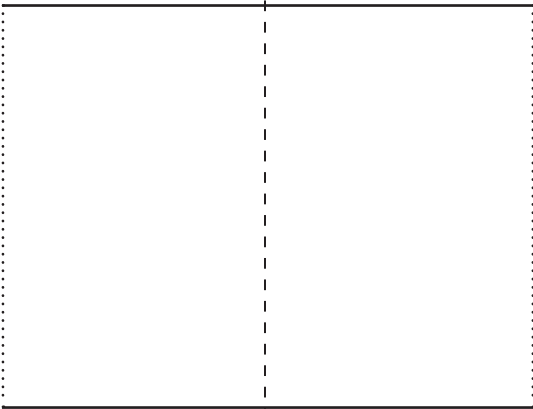
B



triangle
3 sides

B

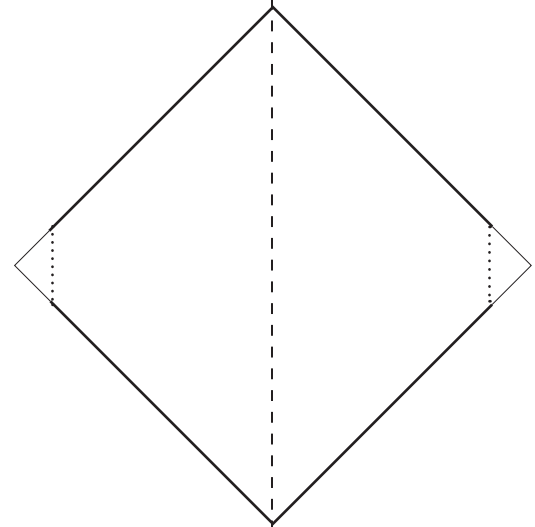
C



rectangle
4 sides

C

D



diamond
4 sides

D

E