



You will need

Lemon, lime or orange peel

1 cup of Flour

1/3 cup of salt

2 tsp of salt

1 cup of freshly boiled water

1 tbsp of oil (any will work)


Mini blender or knife

NATURAL *Citrus Playdough*

1. Mix all of the dry ingredients into a large bowl.
2. Add the oil and water, then stir until the mixture starts to clump together.
3. Knead the dough until smooth.
4. Chop or blend the citrus peel.
5. Add half of the chopped peel into the dough and save half for play.

Roll your playdough to make each shape

Square




Triangle



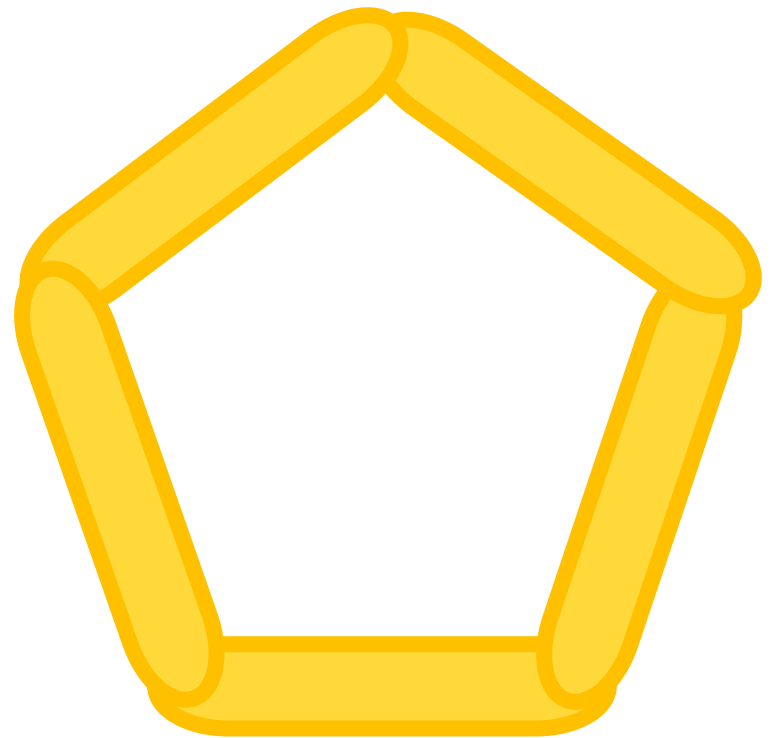
Print, Cut and Laminate each mat.

Roll your playdough to make each shape

Rectangle




Pentagon




Print, Cut and Laminate each mat.

Roll your playdough to make each shape

Circle



Semi-circle



Print, Cut and Laminate each mat.